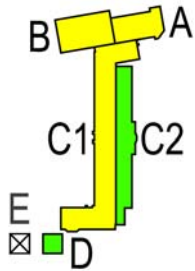


Recommended Program Approach & Schedule

October 22, 2008

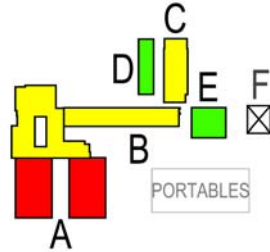
Beach Elementary



- Non-Structural Seismic
- Buildings A, B & C1:
 - from yellow to green
- Replace Portable Classroom
- ADA work: All DSA required

Budget (10/08) \$12.2 Million

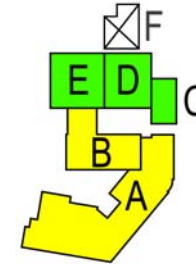
Havens Elementary



- Non-Structural Seismic
- Remove Buildings A, B, C, D
 - from red & yellow to green
- ADA work: All DSA required
- Ellen Driscoll: \$2.9 Million
- Replacement: \$18.5 Million

Budget (10/08) \$25.5 Million

Wildwood Elementary

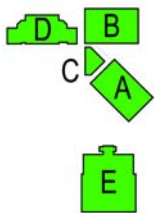


- Non-Structural Seismic
- Buildings A & B:
 - from yellow to green
- ADA work: All DSA required

Budget (12/07) \$9.4 Million

Interior seismic strengthening	In-kind replacement of school	Interior seismic strengthening
Improved energy efficiency	1 st Grade/MPR: Modernization funds	Restroom ADA upgrades
Replacement of temporary portable	Electrical – Fire Alarm System	New roofing system
Repainting interior of school	Ellen Driscoll Theatre	New mechanical (heating/ventilation)
Electrical – Fire Alarm System	Replace & restore roof	Repainting interior of school
No vintage windows/roof tile replacement	ADA compliant restrooms/doorways	Electrical - Fire Alarm System
Minimized impact to historic surfaces	New exterior stucco & repainting	Minimized impact to historic surfaces

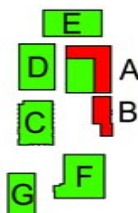
Piedmont High Quad/Student Center*



- Fire Alarms (Includes PMS)
- Non-Structural Seismic
- Teaching Kitchen

Budget (12/07) \$ 9.7 Million

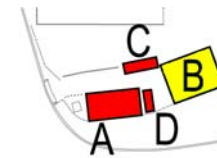
Piedmont Middle*



- Non-Structural Seismic
- Integrated Fire Alarm

Budget (10/08) \$ 400K

Maintenance Yard



Budget (10/08) \$ 2.0 Million

Code compliant kitchen/service window	Patio Gym: light fixture replacement	Removal of non-compliant facility
Removing Roof Student Center	Brick façade removal and repair	Fabrication of metal frame building
Improved ADA access; path of travel		Consolidation of parking
Electrical – Fire Alarm System		Electrical Upgrade – Fire Alarm

* Consider PMS accessibility work at later date

*Consider Alan Harvey at later date

Budget Summary as of October, 2008:

Site	Schedule	Measure E	State/City	Total
Ellen Driscoll	2009/10	\$2.9M	\$0.0M	\$2.9M
Piedmont High	2009/10	\$3.9M	\$5.8M	\$9.7M
Piedmont Middle	2009/10	\$0.4M	\$0.0M	\$0.4M
Maintenance	2008/09	\$2.0M	\$0.0M	\$2.0M
Havens Elementary ¹	2009/10	\$20.8M	\$4.7M	\$25.5M
PUSD Program	Ongoing	\$5.6M	\$0.0M	\$5.6M
Beach Elementary	2011/12	\$11.2M	\$1.0M	\$12.2M
Wildwood Elementary	2010/11	\$8.2M	\$1.2M	\$9.4M
Total		\$55.0M	\$12.7M	\$67.7M

¹ **Havens Replacement Cost Evaluation**

Project Components

Estimated Cost of Havens Replacement (Becker Design) (Includes Schoolmates & Turf Field, interim housing)	\$20.8M
Cost of Replacing Bldg D & Multipurpose Bldg	2.5M
Ellen Driscoll Theater	2.9M
Demolition/Abatement	1.0M
Estimated District-Funded Havens Construction Cost	\$28.2M
State Modernization Funding + Deferred Maintenance	< 3.5M >
City Contribution (Schoolmates + Turf Field)	< 1.2M >
Measure "E" Funding	\$23.5M